
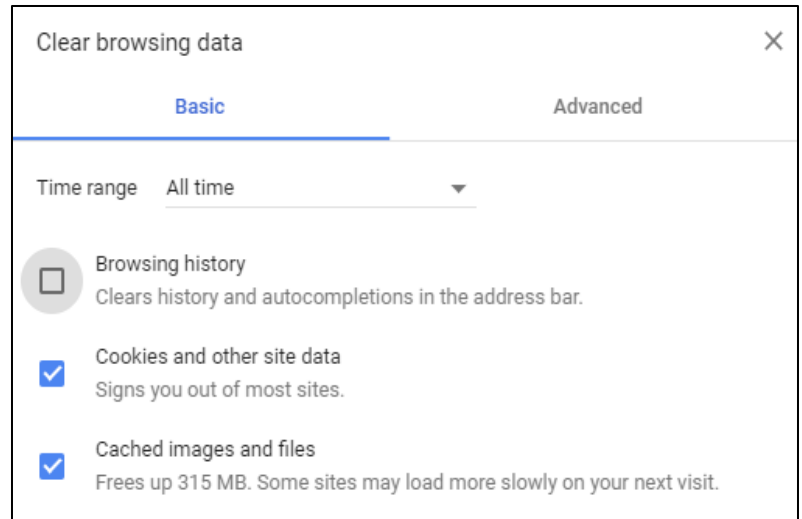


## CLEAR CACHE ON THE FOLLOWING WEB BROWSERS

- [Google Chrome](#)
- [Microsoft Edge](#)
- [Internet Explorer](#)
- [Mozilla Firefox](#)

### Google Chrome – Clear cache and cookies

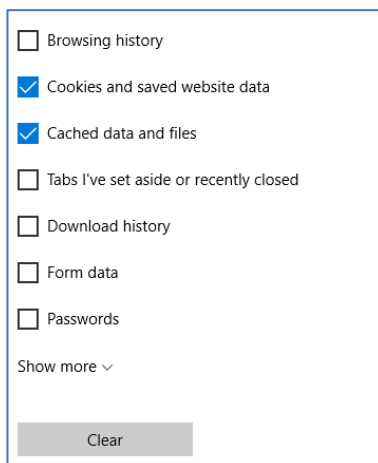
1. Open Google Chrome.
2. Click on  > More tools > Clear Browsing Data. A new pop up will show up.
3. In “Clear browsing data” window, click the checkboxes for **Cookies and other site data** and **Cached images and files**.
4. Use the dropdown from **Time Range** to select **All time**.
5. Click **Clear Data**.



<https://support.google.com/accounts/answer/32050?co=GENIE.Platform%3DDesktop&hl=en>


### Microsoft Edge – View and delete browser history

1. Open Microsoft Edge.
2. Select **Hub**  > **History**  > **Clear all history**
3. In this case, select **Cookies and saved website data** and **Cached data and files**.
4. Then click **Clear**.



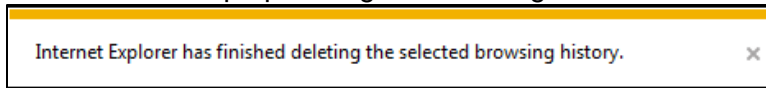
<https://support.microsoft.com/en-us/help/10607/microsoft-edge-view-delete-browser-history>

## Internet Explorer - View and delete your browsing history

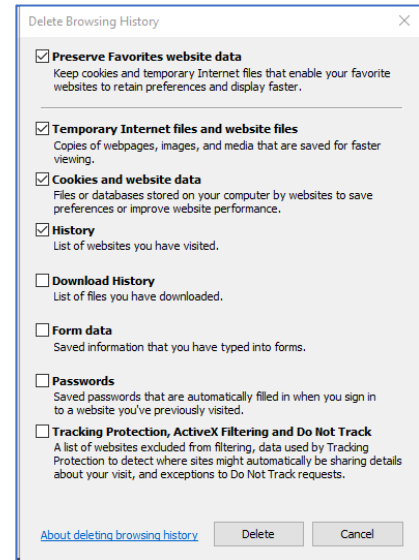
1. Open Internet Explorer.
2. Go to  **Settings > Internet Options.**
3. Under the General Tab – go to Browsing history, click the **Delete...** button
4. Check on **Temporary Internet files and website files, Cookies and website data, and History.** Click **Delete.**

5. The Delete Browsing History window will disappear.

6. Wait for a Pop up stating the following:





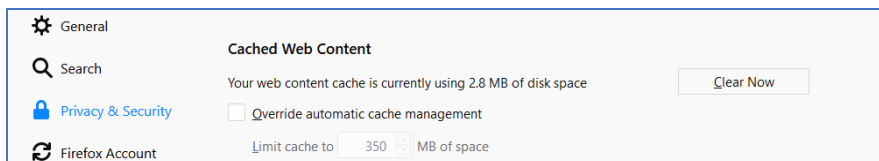
7. Click OK to exit the **Internet Options** window



<https://support.microsoft.com/en-us/help/260897/howto-delete-the-contents-of-the-temporary-internet-files-folder>

## Mozilla Firefox – How to clear the Firefox cache ( in version 57.0.2 and above)

1. Open Mozilla Firefox.
2. Click the menu button  and choose  **Options** .
3. Select the Privacy & Security panel on the left.
4. In the **Cached Web Content** section, click **Clear Now.**



5. Close the *about:preferences* page.

<https://support.mozilla.org/en-US/kb/how-clear-firefox-cache>

Questions? Contact Us: GISNet@dep.nj.gov